


Shapes on Steroids

Create an interesting design using only shapes and lines.
No pen tool allowed.

ILLUSTRATOR SKILLS

For this project I utilized the shape tool. In addition I used the pathfinder tool to expand the variety of shapes I could use.



Alex Paxton


Antelope High School
Natalie Robbins, Instructor

Nao Robot

Create the new robot design for NAO using the skills we have already learned.

ILLUSTRATOR SKILLS

For this project I used the pen tool in combination with shapes to make this design smile but intriguing



Alex Paxton

Antelope High School
Natalie Robbins, Instructor

My Design

Create a design incorporating your name and use 3D extrude and bevel on the text.

ILLUSTRATOR SKILLS

For this project I used the 3D extrude and bevel tool. I also used knowledge of lighting to create the shadow on the text and the shadows and highlights to the balls exploding outward from my name.



Alex Paxton


Antelope High School
Natalie Robbins, Instructor

Scary Movie Design

The goal of this project was to portray a scary movie with a design.

ILLUSTRATOR SKILLS

For this project I used mainly the pen tool. I also used the shapes to make more simplistic parts of the project. For this project I attempted to portray the movie IT by Steven King. More specifically the scene when the clown comes out of the shower drain. I added a twist by making the clown a jack-in-the-box. I also added the shadow to make the overall effect more menacing.



Alex Paxton

Antelope High School
Natalie Robbins, Instructor

2 Line Logo

Create a two line logo for a company using our knowledge of typefaces.

JABBADUH BUTT
PLUMBERS

ILLUSTRATOR SKILLS

Adjusting the kerning, letting, and tracking to create simplistic but attractive logos.

Paxton Plumbing
"You poop it. We scoop it"

Shoot the Poop
Plumbing

Alex Paxton

Antelope High School
Natalie Robbins, Instructor

Logo

Create a company and come up with a simplistic logo for that company.

ILLUSTRATOR SKILLS

For this project I created the simple design of the logo by creating the "e" and "G" with circles rectangles and the pathfinder tool. I chose to make the "e" lowercase to match the logo however I adjusted the size of it as to match.



Alex Paxton

Antelope High School
Natalie Robbins, Instructor

Self Portrait

Use the pen tool to create a self portrait.

I went with a different angle and used a childhood picture of myself when I was 3 years old.

ILLUSTRATOR SKILLS

This project was made one hundred percent with the pen tool. It took me about 30 hours of work and over 1,000 individual shapes to create.

Alex Paxton

Antelope High School
Natalie Robbins, Instructor



Minimalism Movie Poster

Create a movie poster showing the most iconic moment or thing from the movie

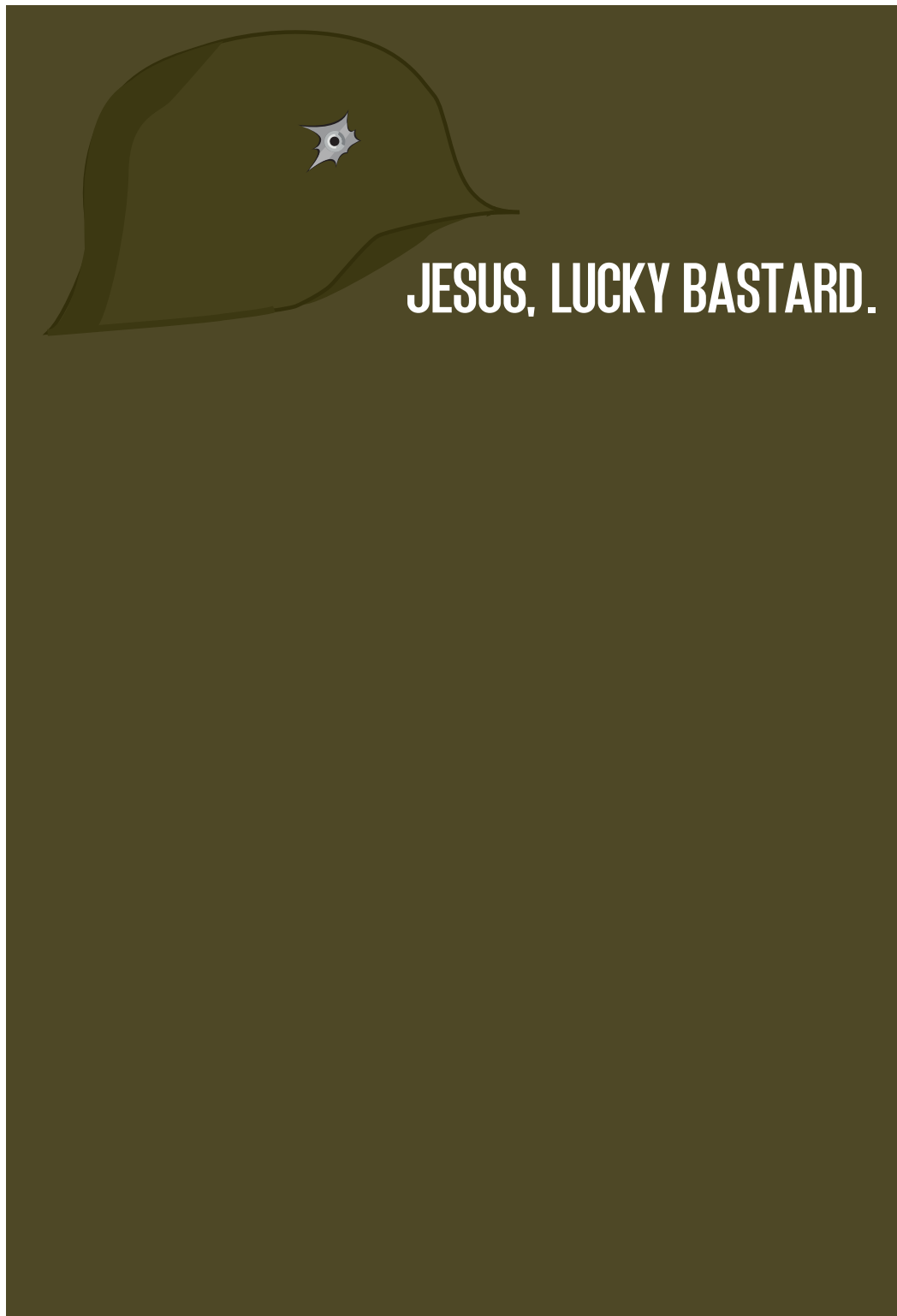
ILLUSTRATOR SKILLS

For this project I used the pen tool to create the helmet and used my experience with type face to place the words how they are.

In the movie "Saving Private Ryan" while storming the beach on D-day a man takes a bullet to the helmet and lives. He proceeds to remove and look at his helmet before getting shot by a stray bullet. It sets the tone for the movie showing them all that although they have fought valiantly their journey has just began.

Alex Paxton

Antelope High School
Natalie Robbins, Instructor



Minimalism Movie Poster


Create a movie poster showing the most iconic moment or thing from the movie

ILLUSTRATOR SKILLS

In this project I used gradients in order to make both the glow of the nose and the fading away of the rest of the reindeer and santa's sleigh. I used a custom made scatter brush to add the fog and used the gaussian blur effect to make it blend more flawlessly.

Alex Paxton

Antelope High School
Natalie Robbins, Instructor



Minimalism Movie Poster

Create a movie poster showing the most iconic moment or thing from the movie

ILLUSTRATOR SKILLS

For this poster I used the pen tool to create the young Forrest running out of his braces.

This movie was all about Forrest overcoming challenges he is faced with due to his mental handicap. This scene shows this better than any other in the movie.

Alex Paxton

Antelope High School
Natalie Robbins, Instructor



Forrest Gump