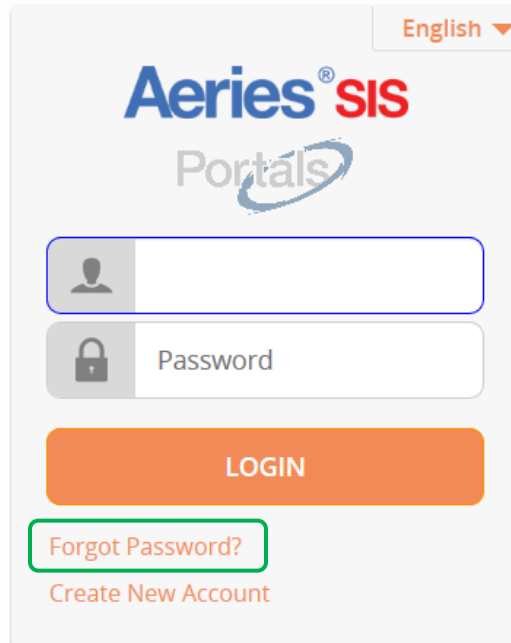


Student HomeLink Forgot Password Procedures

I forgot my password, how do I reset this?

At the login screen for HomeLink, please do not attempt to login instead click on the words Forgot Password?



English ▼

Aeries® **SIS**

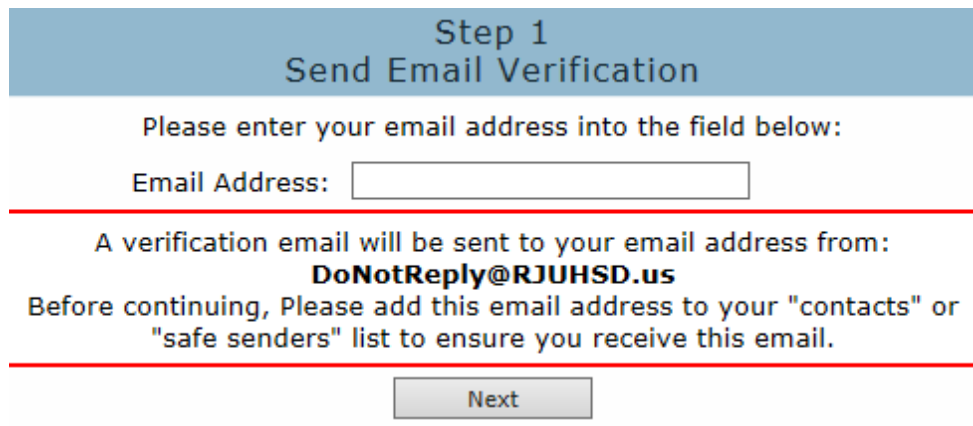
Portals

LOGIN

[Forgot Password?](#)

[Create New Account](#)

On the following screen type in your student email address (firstname.lastname@student.rjuhsd.us) and click the Next button, the system will then send you a new passcode.



Step 1
Send Email Verification

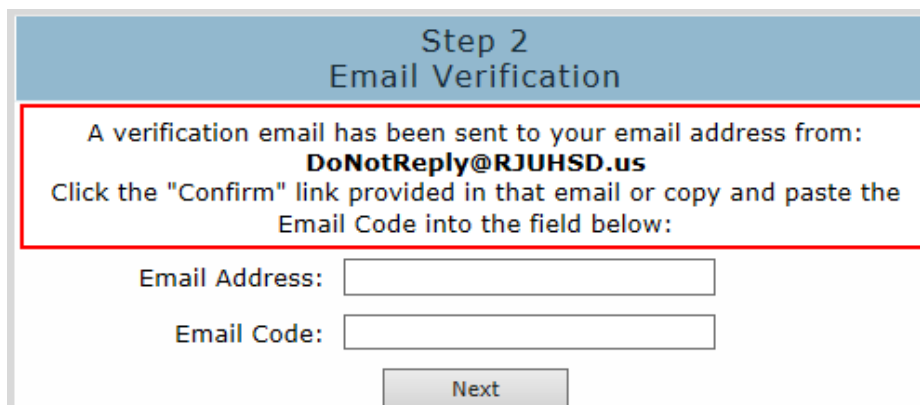
Please enter your email address into the field below:

Email Address:

A verification email will be sent to your email address from:
DoNotReply@RJUHSd.us
Before continuing, Please add this email address to your "contacts" or "safe senders" list to ensure you receive this email.

Next

This screen will then come up, leave the 2 fields blank do not fill anything in.



Step 2
Email Verification

A verification email has been sent to your email address from:
DoNotReply@RJUHSd.us
Click the "Confirm" link provided in that email or copy and paste the Email Code into the field below:

Email Address:

Email Code:

Next

This is an example of the email you will receive in your student google inbox please open this up and with your mouse click on the blue words [Click Here](#), do not click on the link below it. This will then take you back to Step 2 Email Verification and it will have filled in your email address area and inserted the email code for you, please click the next button.

You have indicated that you have lost the password for your Aeries account. Please click the following link to go to a web page that will allow you to set a new password for your account.

[Click Here](#)

If the link above is not working and copying and pasting the URL also does not work, copy and paste the following URL into your web browser:

<https://homelink.rjuhsd.us/LostPassword.aspx?command=Reset>

The page will then ask you for the following information:

Email Address: anyone@rjuhsd.us

Email Code: E277C5L3X79724A4U933

The Final Step is setting your new personal password, please type this in twice exactly the same way and click the Next button.

**Final Step
Set New Password**

Thank you for confirming your email address. You may now enter a new password for your account.

New Password:

ReType New Password:

If you have successfully changed your password you will see this next screen, please click on the [Return to Login Page](#) and immediately try logging in to your HomeLink account.

Complete

Your password has been adjusted. You may now login to Aeries.
[Return to Login Page](#)